Stirling-Manufaktur
Hermann Böhm
Werner-von-Siemens-Str.2
D-91413 Neustadt-Aisch

ROLL2 High-Class Kugelbahn Tower

Internet: www.boehm-stirling.com
email: info@stirling-technik.de
shop: www.boehm-stirling-shop.com

1

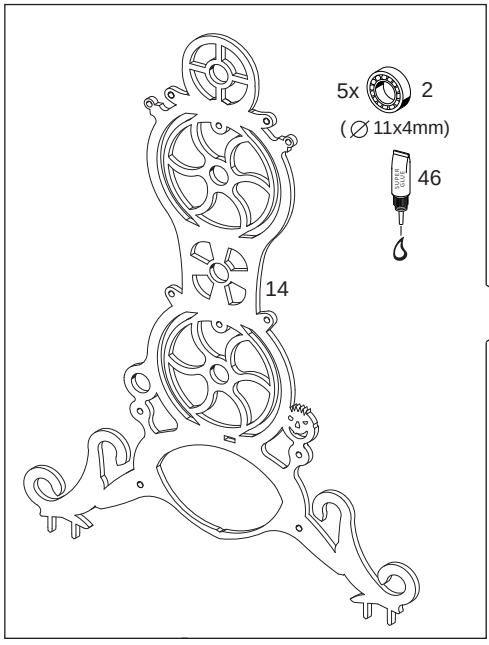

Seitenteil 1
Sideframe 1

Fotos der ROLL2 finden Sie im Webshop und auf der Website
Pictures from ROLL2 can you find in the webshop and on our website

Hinweis:
zu Erst bitte lesen: www.boehm-stirling.com/de/support.html

Attention:
first step please READ: http://www.boehm-stirling.com/de/support.html

Hinweis:
Kugellager aussen am Umfang mit Spiritus und Lappen entfetten sonst werden die Lager beim Kleben nicht fest! Sie finden Fotos auf der Supportseite wie man die Lager einklebt!

Attention:
Ballbearing outerside must be degreased before glueing, they don´t fit if it´s not deagreased!
Use ethylaclohol with a cloth to degrease outside!
For glueing instruction look at the pictures on supportside on www. boehm-stirling.com too!

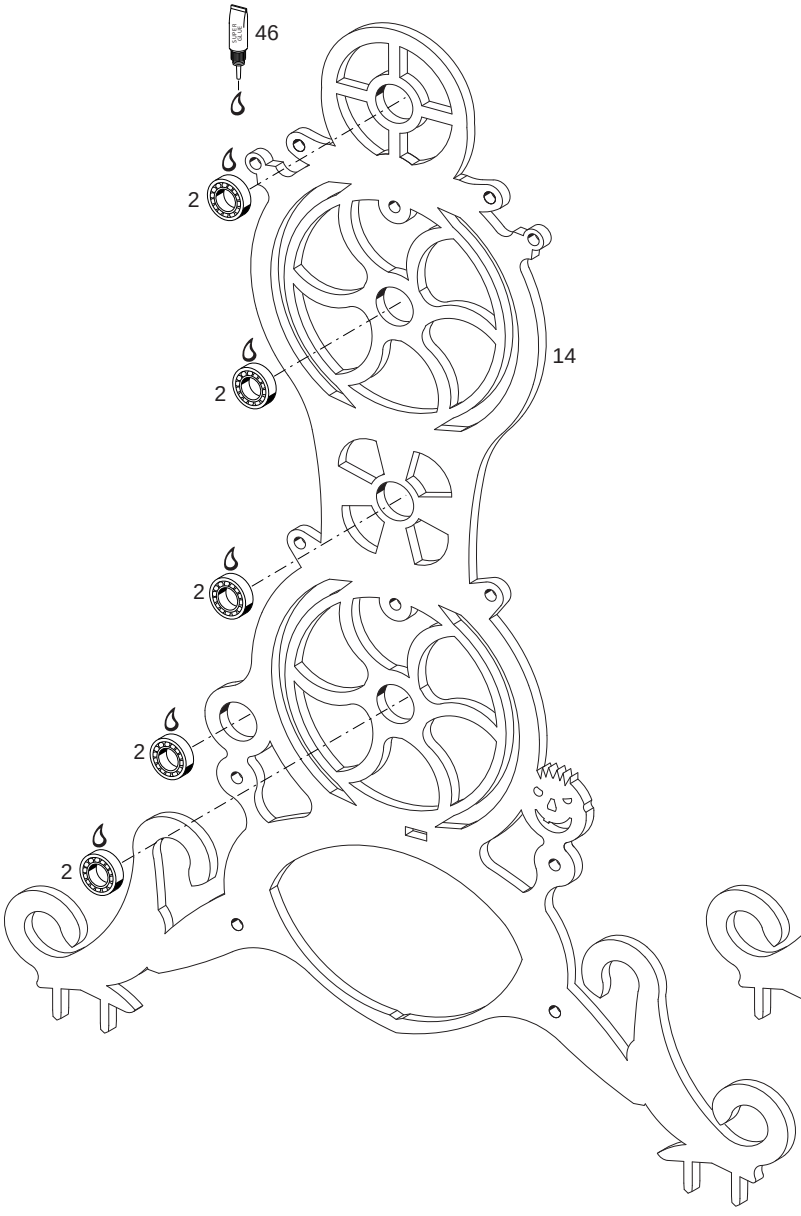

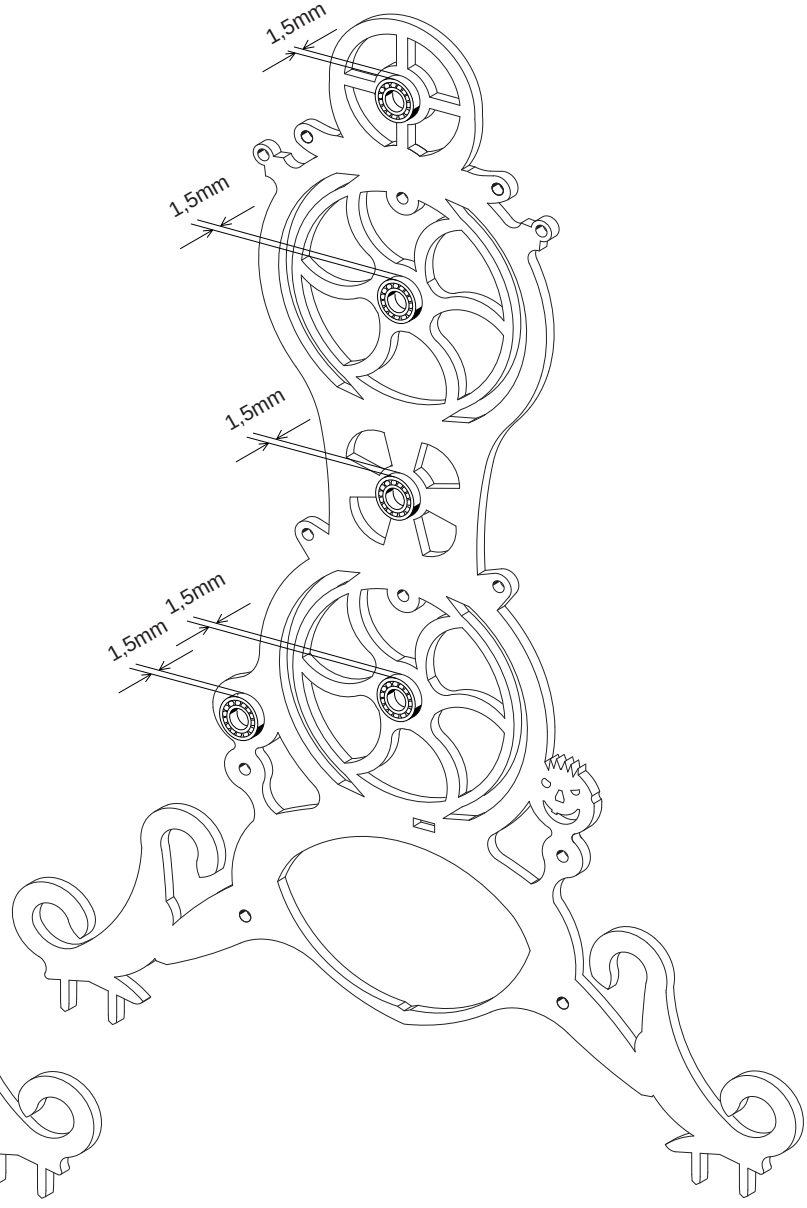

Stirling-Manufaktur
Hermann Böhm
Werner-von-Siemens-Str.2
D-91413 Neustadt-Aisch

ROLL2 High-Class Kugelbahn Tower

Internet: www.boehm-stirling.com
email: info@stirling-technik.de
shop: www.boehm-stirling-shop.com

2

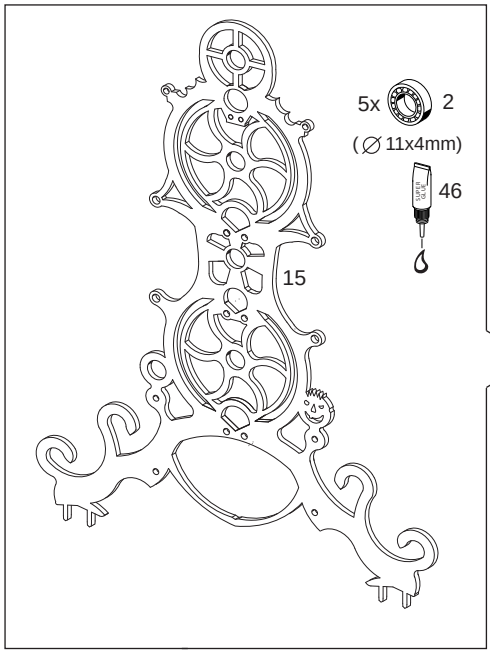

Seitenteil 2
Sideframe 2

Hinweis:
zu Erst bitte lesen: www.boehm-stirling.com/de/support.html

Attention:
first step please READ: http://www.boehm-stirling.com/de/support.html

Hinweis:
Kugellager aussen am Umfang mit Spiritus und Lappen entfetten sonst werden die Lager beim Kleben nicht fest! Sie finden Fotos auf der Supportseite wie man die Lager einklebt!

Attention:
Ballbearing outerside must be degreased before glueing, they don´t fit if it´s not deagreased!
Use ethylaclohol with a cloth to degrease outside!
For glueing instruction look at the pictures on supportside on www. boehm-stirling.com too!

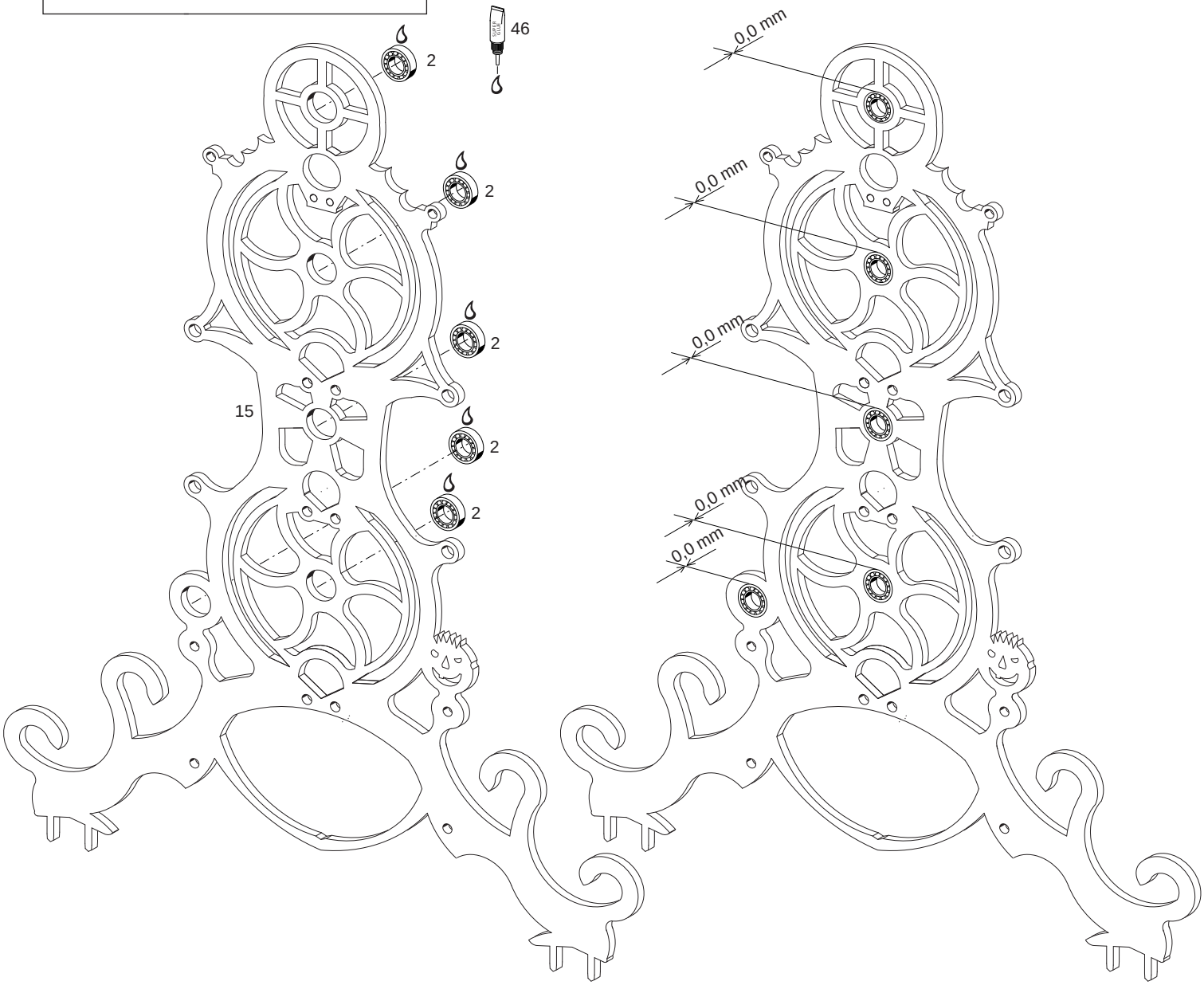

Stirling-Manufaktur
Hermann Böhm
Werner-von-Siemens-Str.2
D-91413 Neustadt-Aisch

ROLL2 High-Class Kugelbahn Tower

Internet: www.boehm-stirling.com
email: info@stirling-technik.de
shop: www.boehm-stirling-shop.com

3

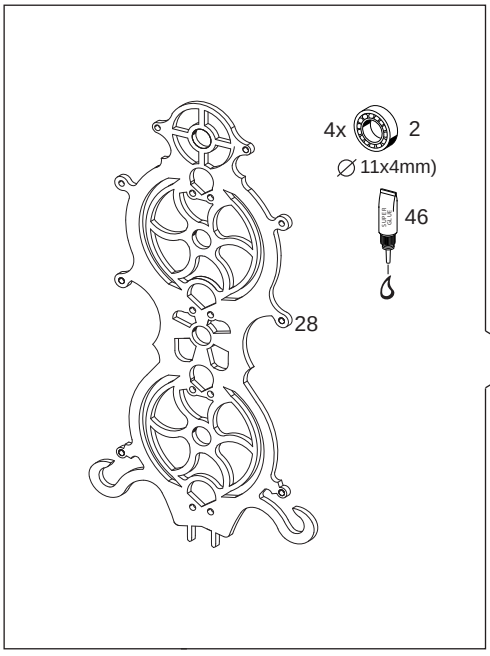

Seitenteil 3
Sideframe 3

Hinweis:
zu Erst bitte lesen: www.boehm-stirling.com/de/support.html

Attention:
first step please READ: http://www.boehm-stirling.com/de/support.html

Hinweis:
Kugellager aussen am Umfang mit Spiritus und Lappen entfetten sonst werden die Lager beim Kleben nicht fest! Sie finden Fotos auf der Supportseite wie man die Lager einklebt!

Attention:
Ballbearing outerside must be degreased before glueing, they don´t fit if it´s not deagreased!
Use ethylaclohol with a cloth to degrease outside!
For glueing instruction look at the pictures on supportside on www. boehm-stirling.com too!

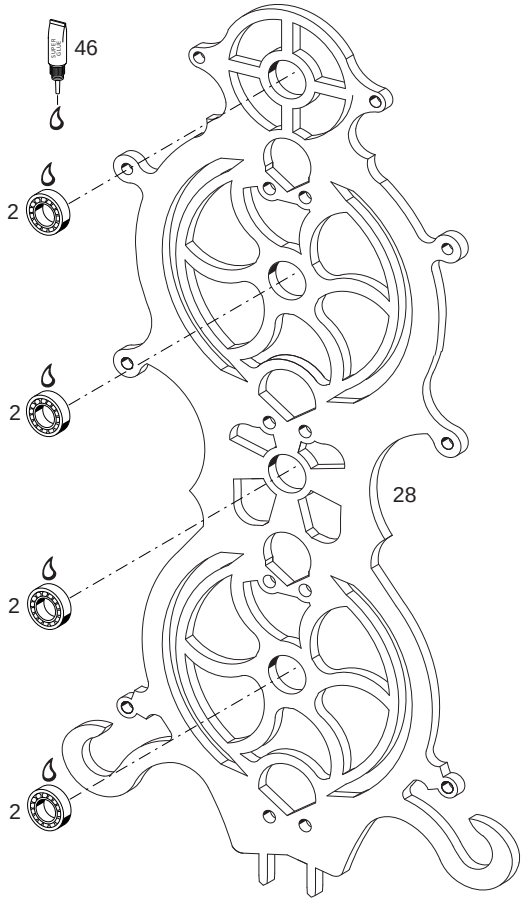

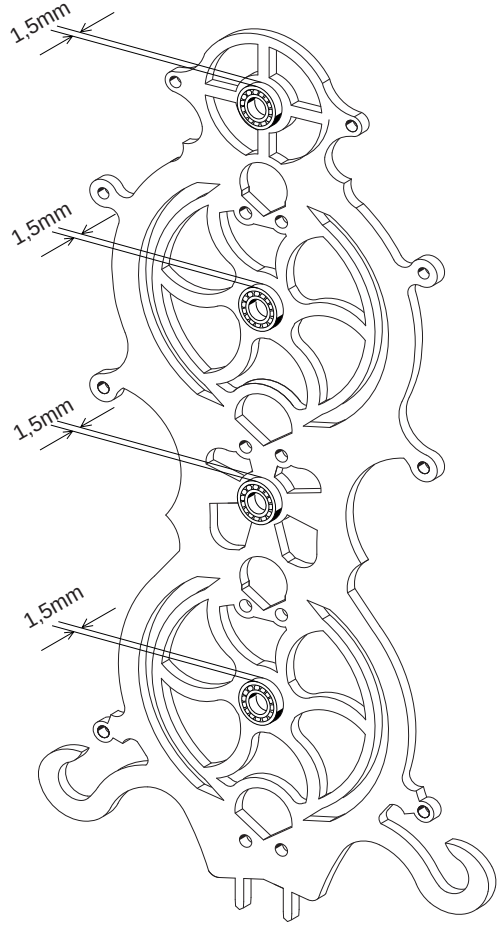

Stirling-Manufaktur
Hermann Böhm
Werner-von-Siemens-Str.2
D-91413 Neustadt-Aisch

ROLL2 High-Class Kugelbahn Tower

Internet: www.boehm-stirling.com
email: info@stirling-technik.de
shop: www.boehm-stirling-shop.com

4

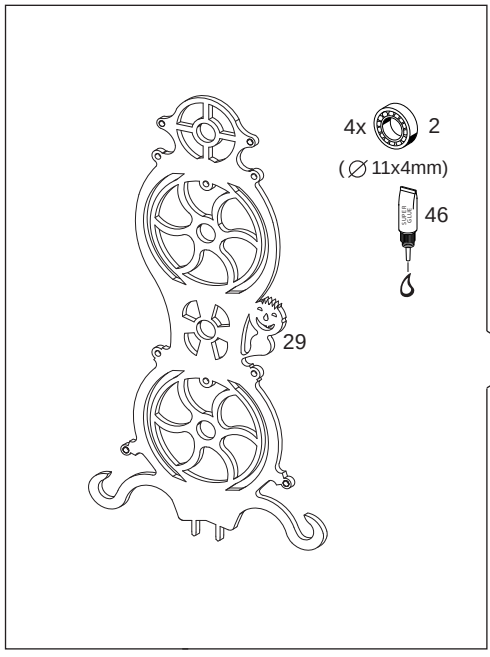

Seitenteil 4
Sideframe 4

Hinweis:
zu Erst bitte lesen: www.boehm-stirling.com/de/support.html

Attention:
first step please READ: http://www.boehm-stirling.com/de/support.html

Hinweis:
Kugellager aussen am Umfang mit Spiritus und Lappen entfetten sonst werden die Lager beim Kleben nicht fest! Sie finden Fotos auf der Supportseite wie man die Lager einklebt!

Attention:
Ballbearing outerside must be degreased before glueing, they don´t fit if it´s not deagreased!
Use ethylaclohol with a cloth to degrease outside!
For glueing instruction look at the pictures on supportside on www. boehm-stirling.com too!

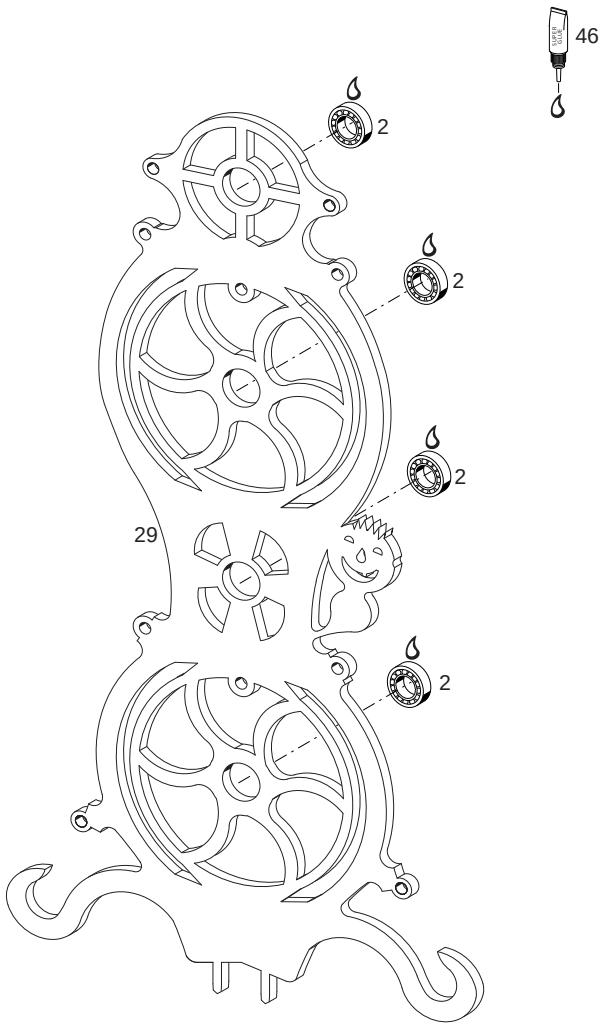

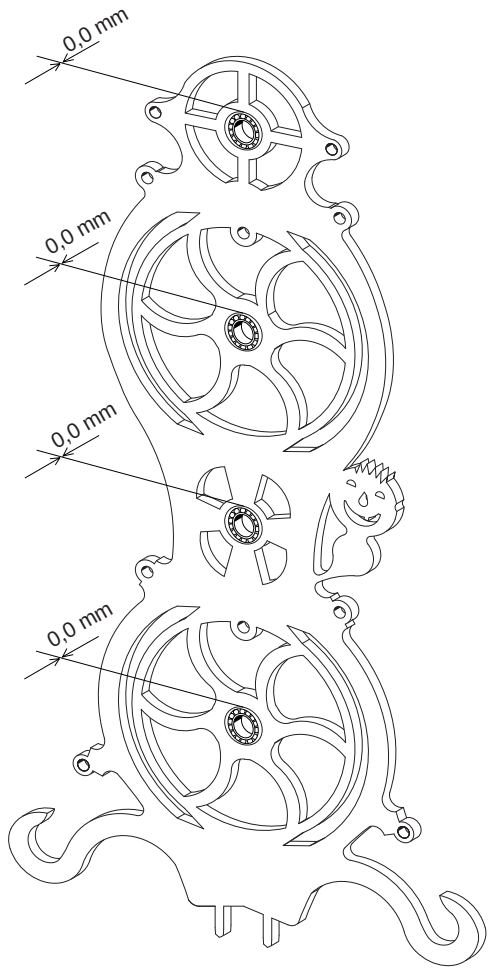

Stirling-Manufaktur
Hermann Böhm
Werner-von-Siemens-Str.2
D-91413 Neustadt-Aisch

ROLL2 High-Class
Kugelbahn Tower

Internet: www.boehm-stirling.com
email: info@stirling-technik.de
shop: www.boehm-stirling-shop.com

5

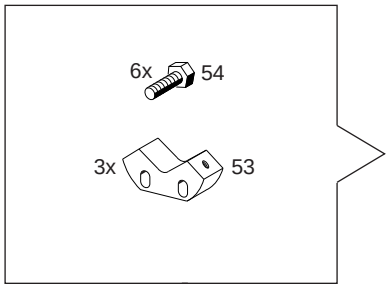

Seitenteil 2
Sideframe 2

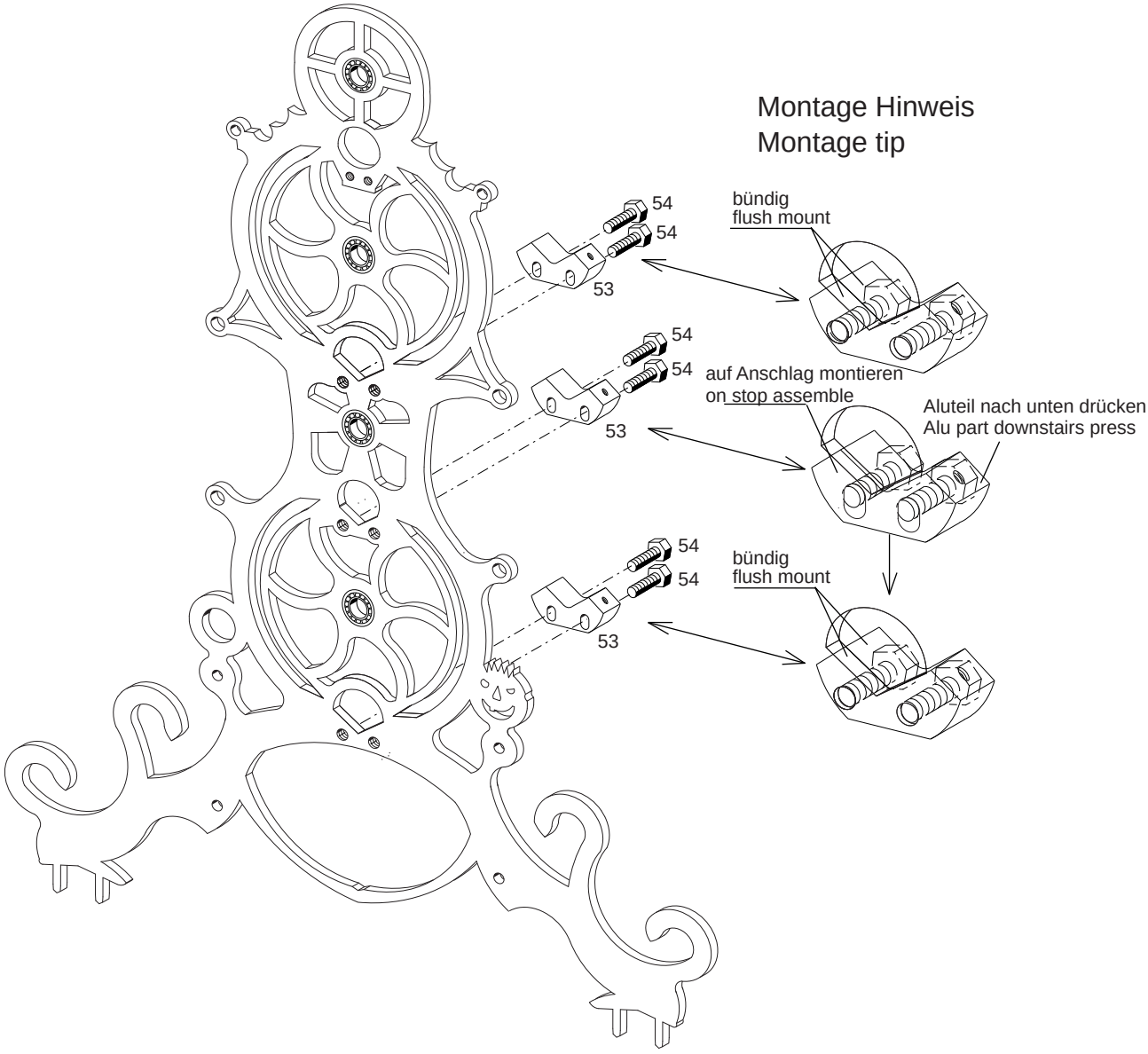

Stirling-Manufaktur
Hermann Böhm
Werner-von-Siemens-Str.2
D-91413 Neustadt-Aisch

ROLL2 High-Class Kugelbahn Tower

Internet: www.boehm-stirling.com
email: info@stirling-technik.de
shop: www.boehm-stirling-shop.com

6

Seitenteil 3
Sideframe 3

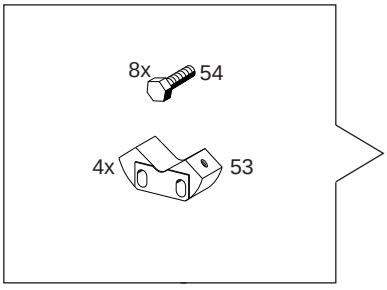

Montage Hinweis
Montage tip

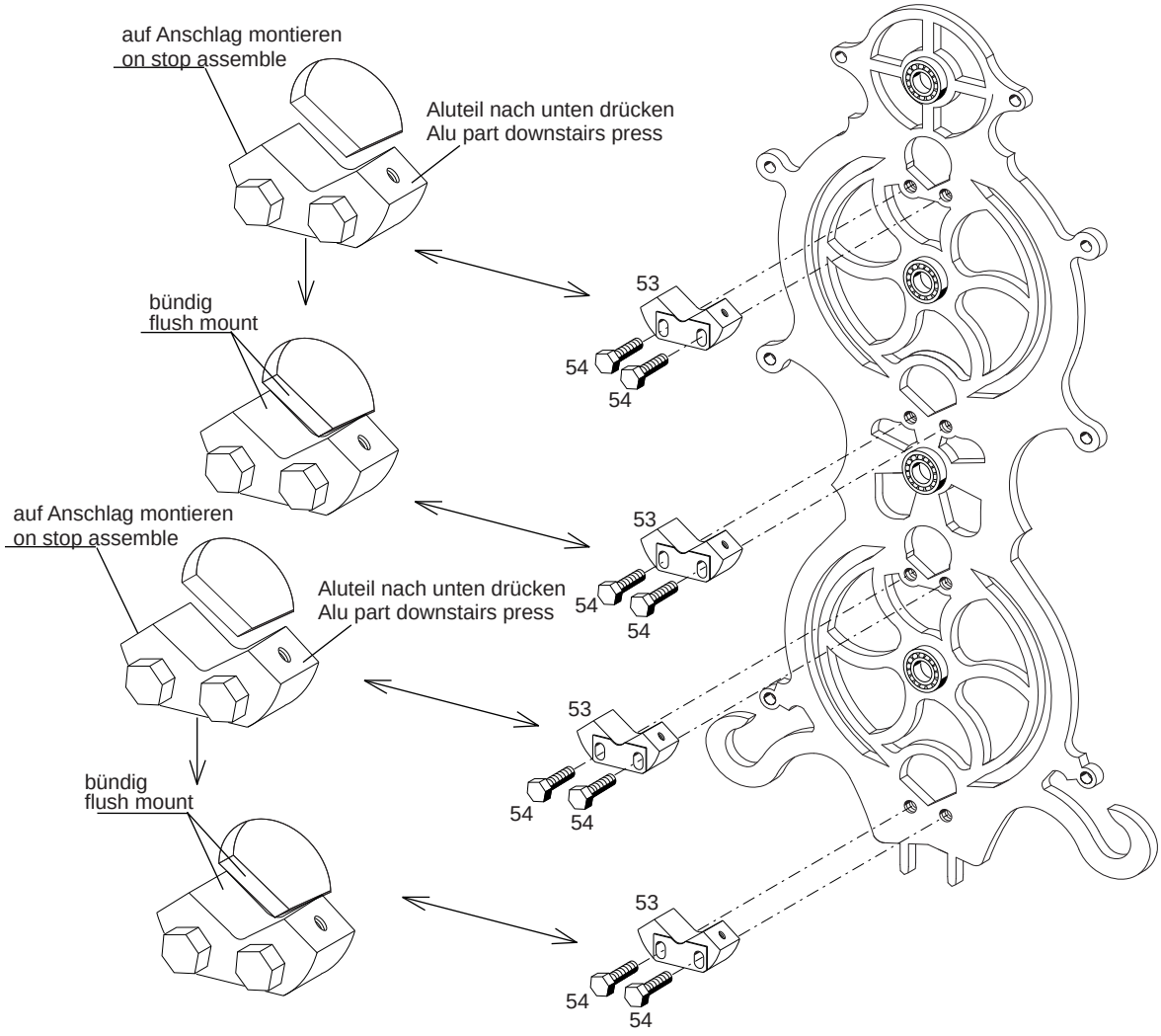

Stirling-Manufaktur
Hermann Böhm
Werner-von-Siemens-Str.2
D-91413 Neustadt-Aisch

ROLL2 High-Class
Kugelbahn Tower

Internet: www.boehm-stirling.com
email: info@stirling-technik.de
shop: www.boehm-stirling-shop.com

7

Seitenteil 1
Sideframe 1

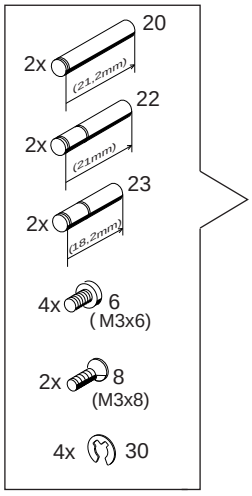

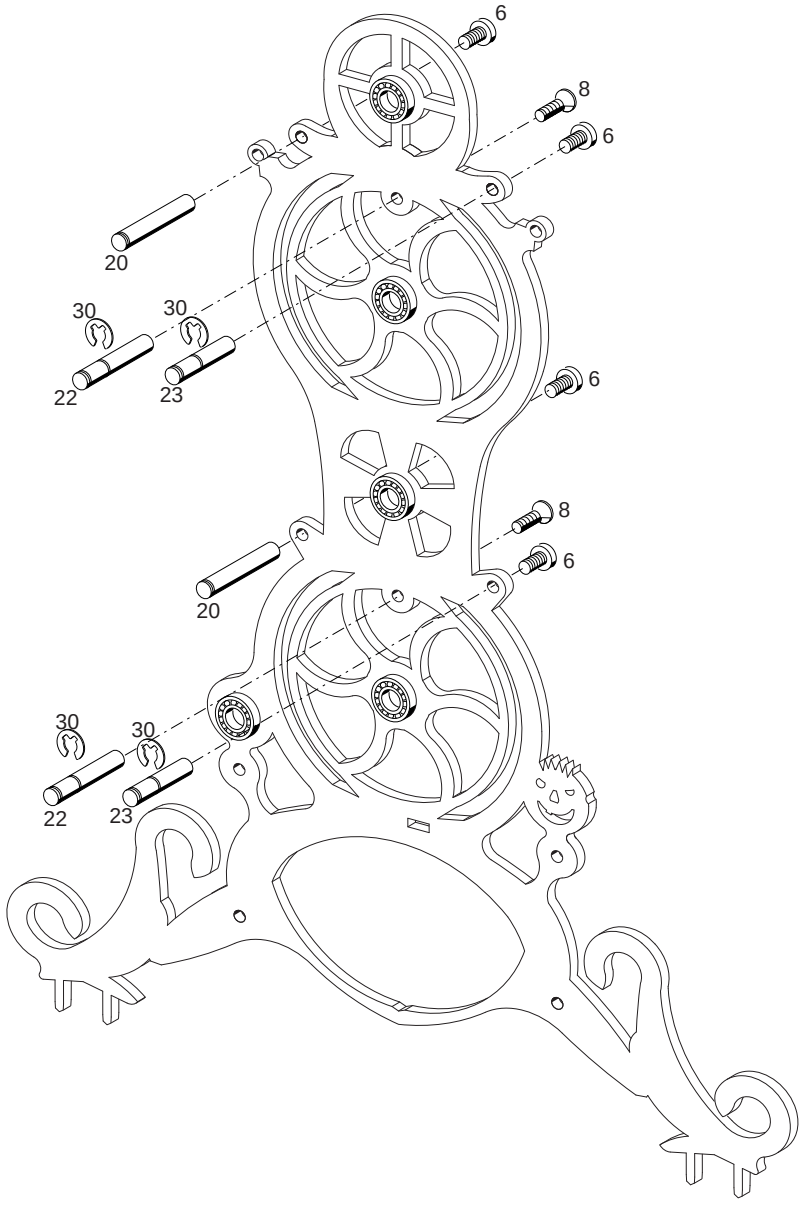

Stirling-Manufaktur
Hermann Böhm
Werner-von-Siemens-Str.2
D-91413 Neustadt-Aisch

ROLL2 High-Class Kugelbahn Tower

Internet: www.boehm-stirling.com
email: info@stirling-technik.de
shop: www.boehm-stirling-shop.com

8

Seitenteil 4
Sideframe 4

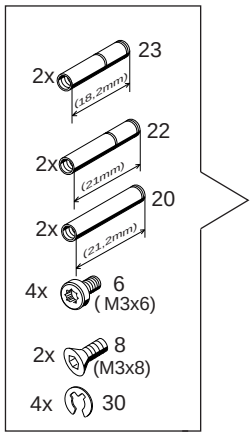

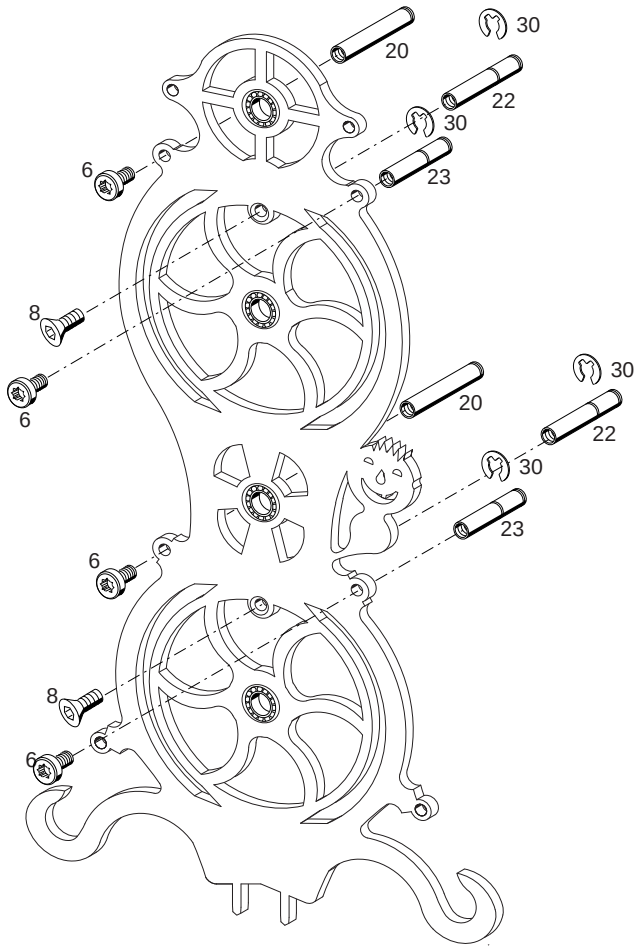

Stirling-Manufaktur
Hermann Böhm
Werner-von-Siemens-Str.2
D-91413 Neustadt-Aisch

ROLL2 High-Class
Kugelbahn Tower

Internet: www.boehm-stirling.com
email: info@stirling-technik.de
shop: www.boehm-stirling-shop.com

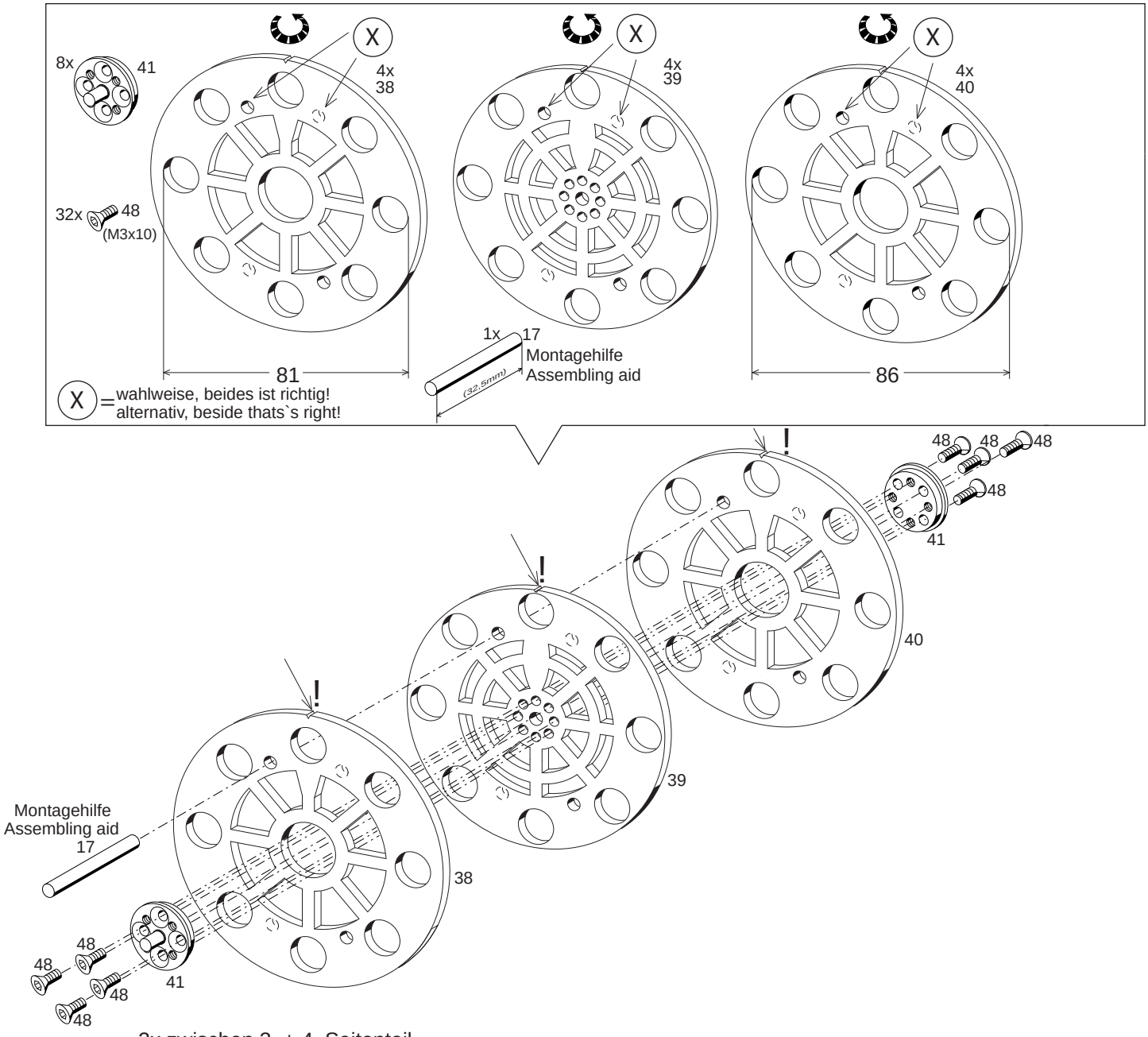

2x zwischen 3. + 4. Seitenteil
2x inside 3. + 4. Sideframe

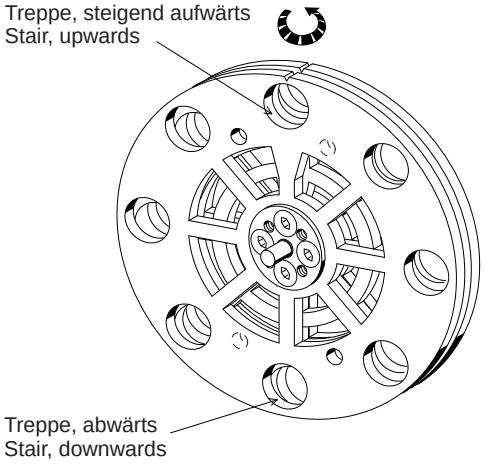

2x zwischen 1. + 2. Seitenteil
2x inside 1. + 2. Sideframe

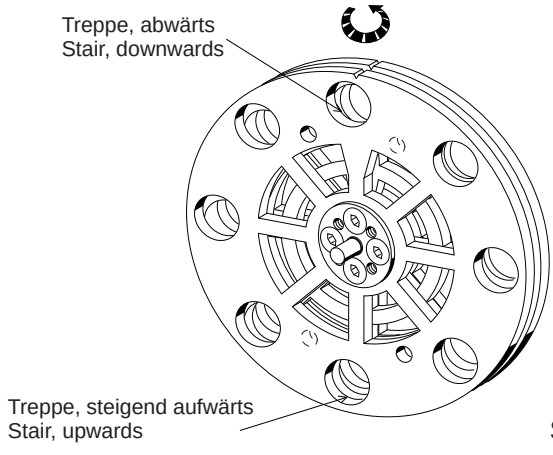

Stirling-Manufaktur
Hermann Böhm
Werner-von-Siemens-Str.2
D-91413 Neustadt-Aisch

ROLL2 High-Class
Kugelbahn Tower

Internet: www.boehm-stirling.com
email: info@stirling-technik.de
shop: www.boehm-stirling-shop.com

10

Seitenteil 2
Sideframe 2

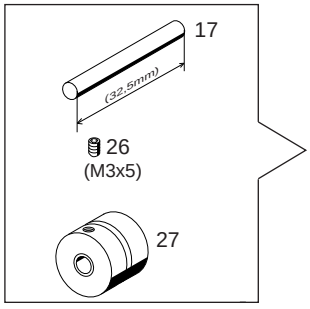

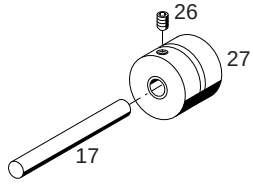

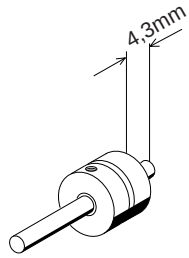

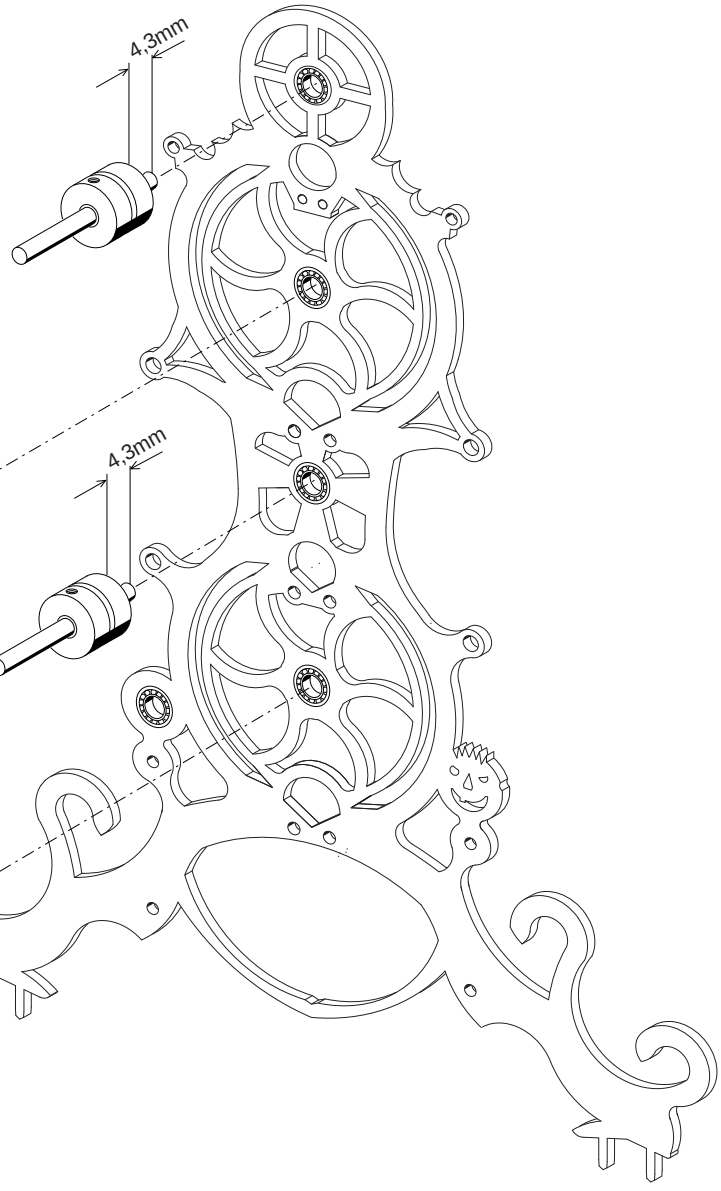

Treppe, abwärts
Stair, downwards

Treppe, steigend aufwärts
Stair, upwards

Treppe, abwärts
Stair, downwards

Treppe, steigend aufwärts
Stair, upwards

Stirling-Manufaktur
Hermann Böhm
Werner-von-Siemens-Str.2
D-91413 Neustadt-Aisch

ROLL2 High-Class Kugelbahn Tower

böhm® Stirling-Technik

Internet: www.boehm-stirling.com
email: info@stirling-technik.de
shop: www.boehm-stirling-shop.com
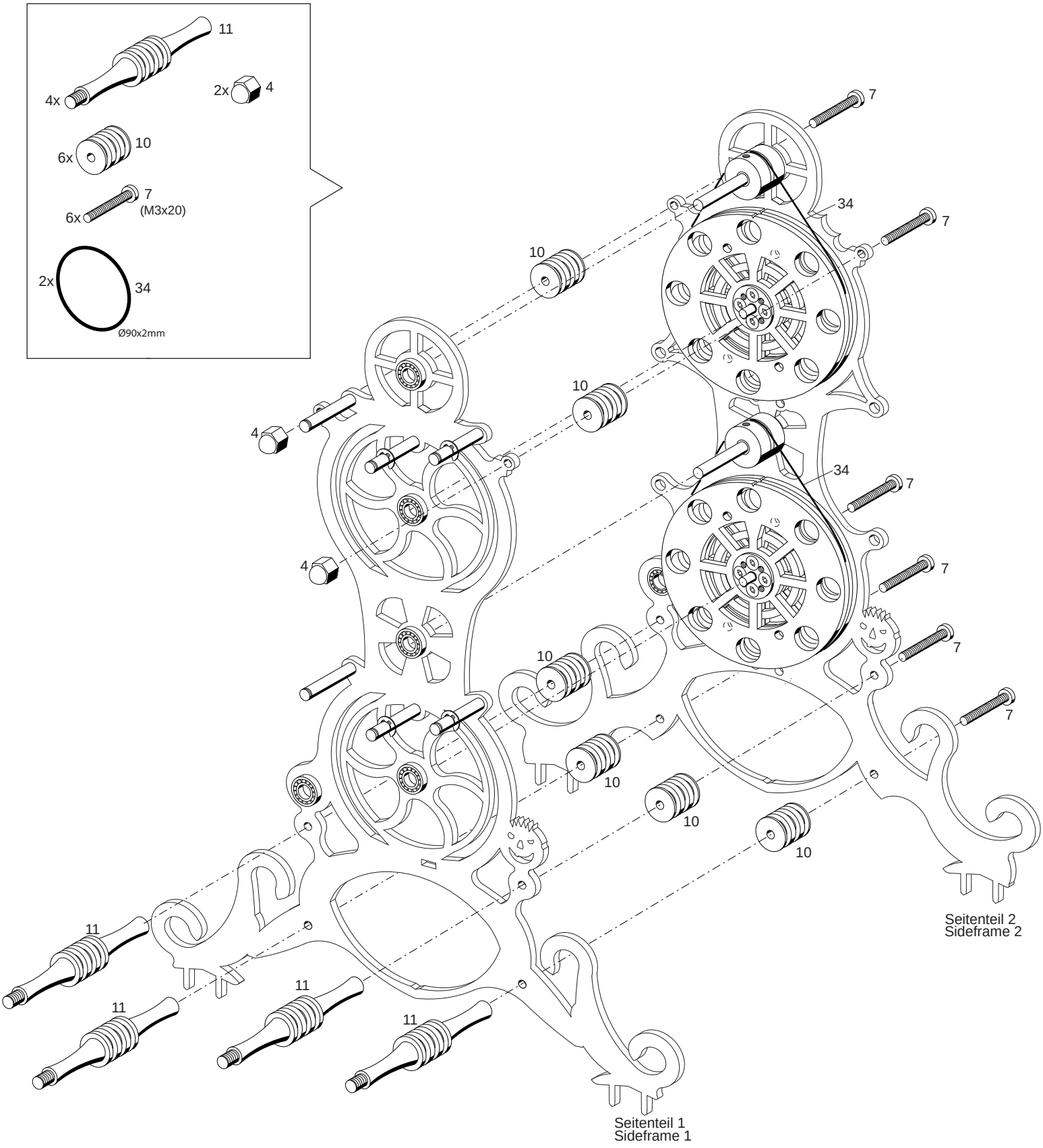
11